


Non-Invasive retrofit from pneumatic to DDC

*for BMA Smart Healthcare
Conference, Nov 19-21, Miami, FL*

Harry Sim, CEO of Cypress Envirosystems



Healthcare Users of WPT Technology – select examples

- Sutter Health
- LifePoint Health
- Orlando Health
- AdventHealth
- Prime Healthcare
- CommonSpirit
- Aurora
- Advocate
- HCA
- VA Medical Centers
- NYC Health and Human Services
- Yale Medical Center
- Catholic Health



The Challenge with Pneumatic Thermostats

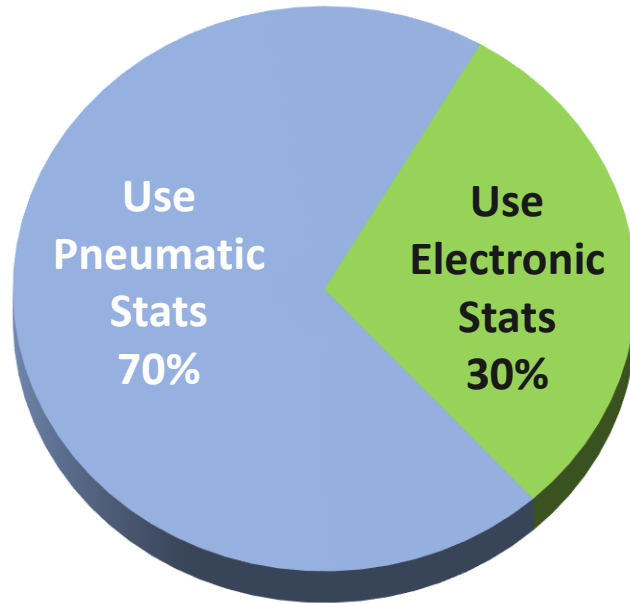
Recognize these thermostats?



- Have been working for the past 100 years...
- Waiting to replace them with DDC
- Some converted already
- Still waiting for budget
- Still waiting for project window


Pneumatics are Still Widely Used

Estimated 70% of hospitals still use pneumatic thermostats

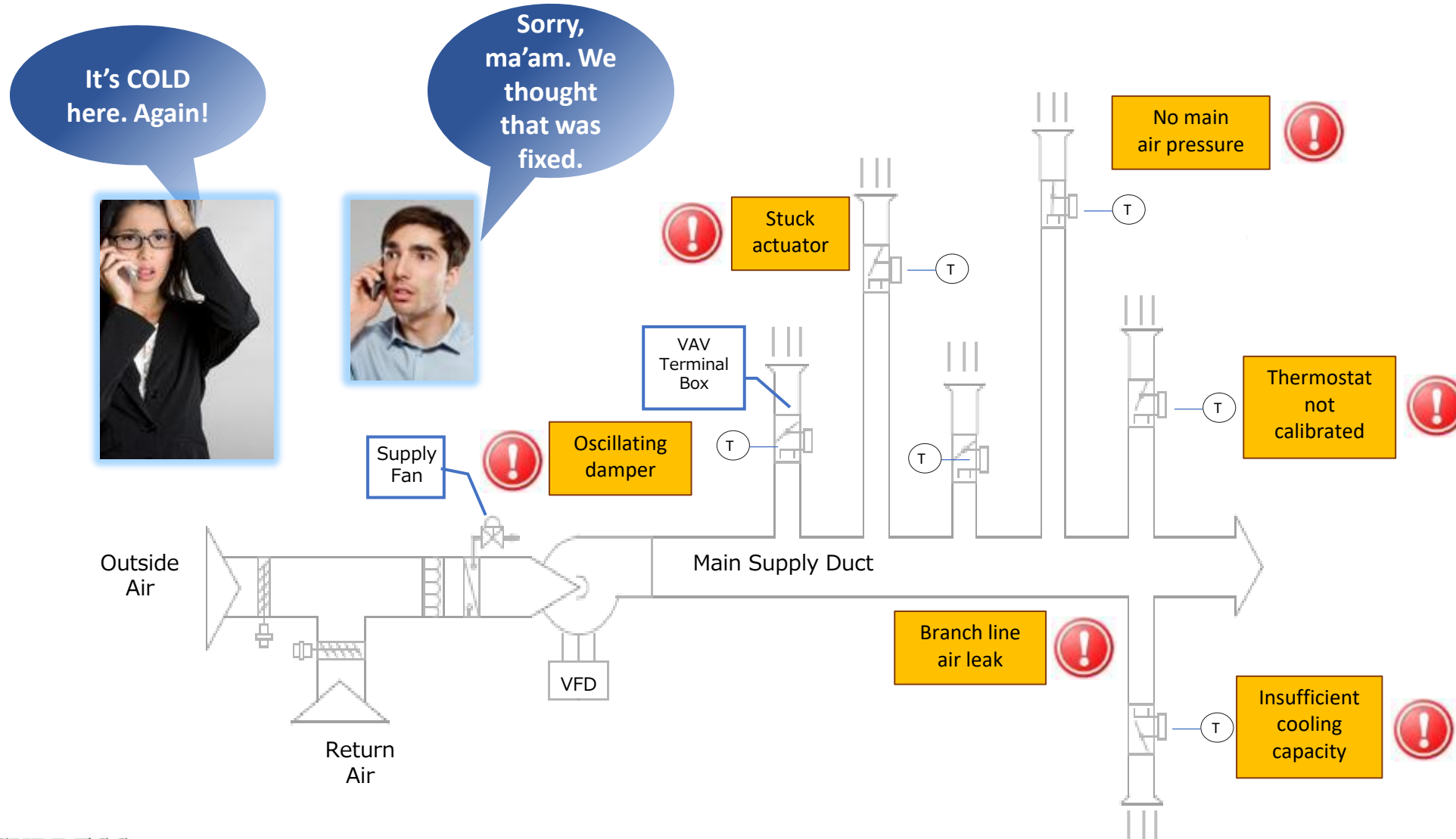


Why so many pneumatics still?

- Buildings constructed before 1999
- Conventional DDC retrofit too disruptive to occupants
- Requires opening up walls & ceilings, replacing actuators, running wires
- Very expensive, >\$3000 per terminal unit
- Long payback period, typically 10 years or more



Pneumatic Shortcomings – No Visibility



Pneumatic Shortcomings – Uses 20-30% More Energy

No remote control
No programmability

- ✗ Temperature Setpoint Enforcement
- ✗ Separate Heating and Cooling Setpoints
- ✗ Programmable Occupancy Schedules
- ✗ Auto Demand Response (zone level)

No/Limited zone
sensor data

- ? Duct Static Pressure Control
- ? Supply Air Temperature Resets
- ? Optimal Start/Stop

Pneumatic Controlled Buildings Uses 20-30% More Energy Than DDC Controlled
Energy Savings Strategies We Take For Granted in New Buildings are NOT POSSIBLE

Non-Invasive, 10 minute Pneumatic to DDC Retrofit

EXISTING LEGACY STAT



**Minimal Disruption
10 Minute Upgrade**


WIRELESS PNEUMATIC THERMOSTAT



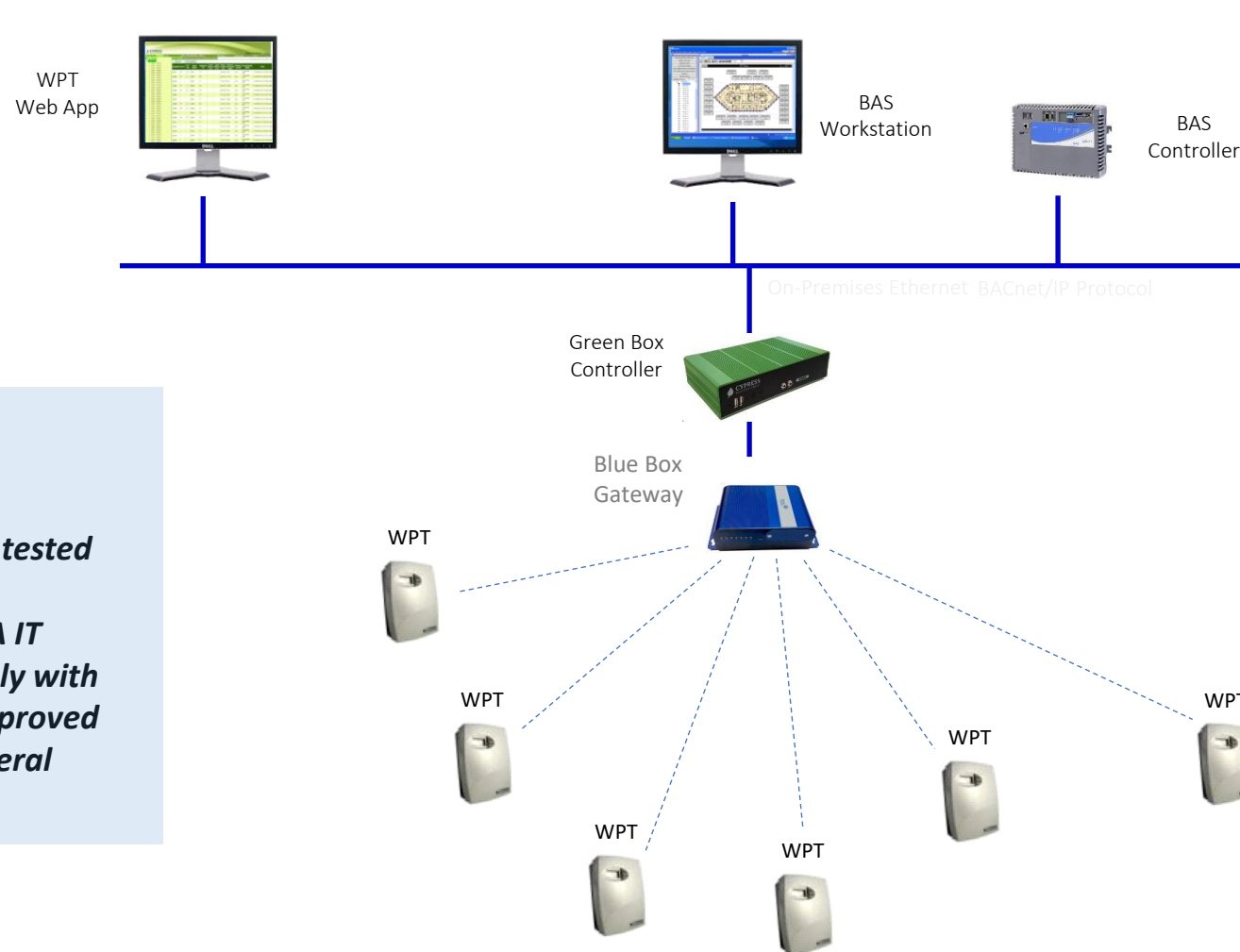
- Manual control, non-communicating
- No fault detection, no energy savings strategies
- Manual Calibration Required

- Remote Monitoring, Alarming, Control
- BACnet Integration with 3rd party BAS
- Automatic Self-calibration
- Programmable energy savings, demand response
- Optional Relative humidity monitoring

The Wireless Pneumatic Thermostat Provides (WPT) DDC Zone Control without Disruption



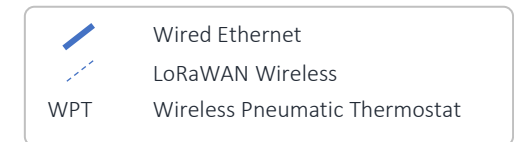
WPT System Components and Architecture



BACnet interface compatible with:



Legend



NIST
National Institute of
Standards and Technology

*Cypress solution tested
by US Federal
Government GSA IT
Security to comply with
NIST 800-53. Approved
for use in all Federal
buildings.*

WPT Wireless Network can also accommodate:

- Occupancy Sensors
- Discharge Air Temperature Sensors
- Airflow CFM Sensors

Technology Vetted by U.S. DOE GSA Proving Ground

Where does M&V recommend deploying Wireless Pneumatic Thermostats?

ANY FACILITY
WITH CONVENTIONAL PNEUMATIC CONTROLS
Deployment priority should be given to facilities with high energy costs

¹Wireless Pneumatic Thermostat Evaluation, Ronald Reagan Building and International Trade Center, Washington, DC, Dan Howett, P.E., Mahabir Bhandari, PhD ORNL, March 2015, p. 2 ²Ibid, p.3 ³Ibid, p.4 ⁴Ibid, p.4

GSA **GPG** Green Proving Ground Program

The Green Proving Ground program leverages GSA's real estate portfolio to evaluate innovative sustainable building technologies.
www.gsa.gov/gpg | gpg@gsa.gov

“Our wireless pneumatic thermostats are easy to use and cost-effective, and they provide access to energy-saving control strategies that weren’t available through our old pneumatic system.”

—Greg Dix
Building Manager, Ronald Reagan Building
Washington, D.C.
National Capital Region
U.S. General Services Administration



Finalist – 2016 Federal Energy Management Program JUMP Award

Link to GSA/DOE Report:
<https://www.gsa.gov/governmentwide-initiatives/climate-action-and-sustainability/emerging-building-technologies/published-findings/energy-management/wireless-thermostats-for-pneumatic-systems>

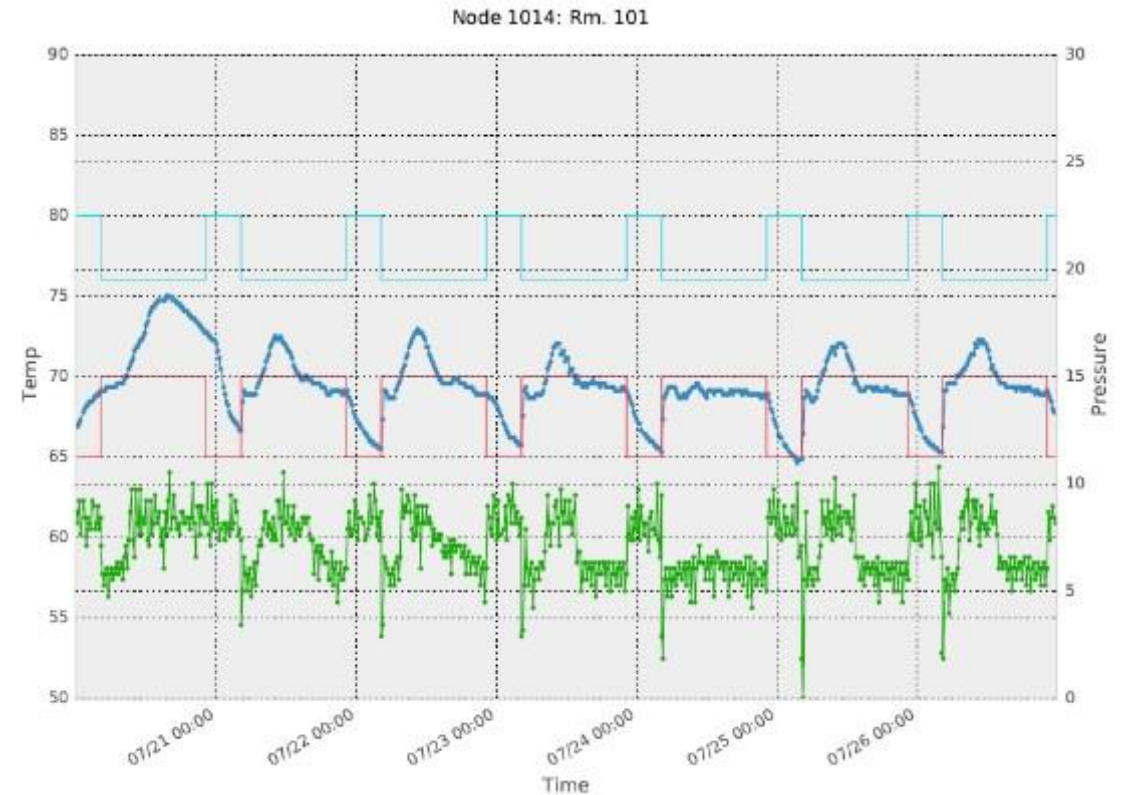


Benefits of Retrofit

- **Improve Occupant Comfort:**
Reduce Hot/Cold Calls
- **Reduce Maintenance Effort:**
Improve Visibility and Fault Detection
- **Enhance Energy Efficiency:**
Energy efficient control sequences

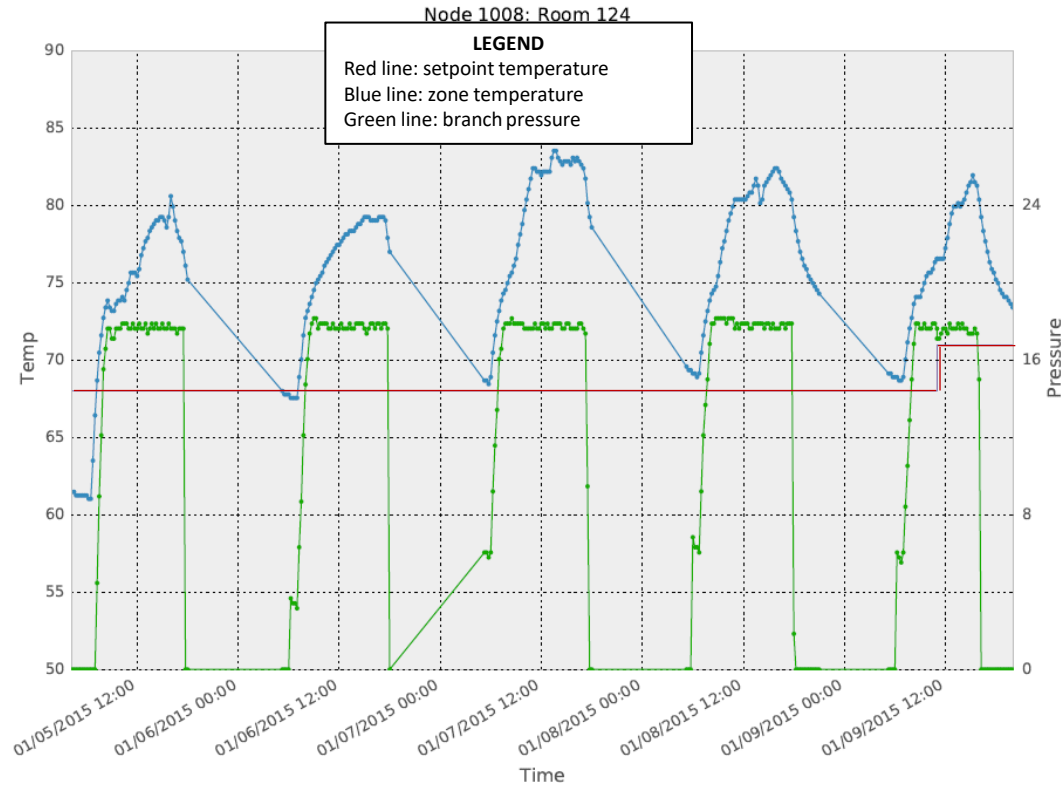
Visibility: Enables Trending of Key Pneumatic Parameters

- Monitor, Trend, Alarm, Notify on Zone Temperatures, Setpoint Temperature(s), Branch Pressure, and Relative Humidity.
- BACNet Integration – control and view via BAS, or directly via GBC Controller.
- Know who is uncomfortable before they complain.



Green Line = Branch Pressure
Dark Blue Line = Room Temperature
Light Blue Line = Cooling Setpoint
Red Line = Heating Setpoint

Example of Fault Detection: Zone Temperature Always Hotter than Setpoint



- Hot water valve for reheat was broken and stuck open.
- Terminal unit was always in maximum heat, even though thermostat commanded maximum cooling for that zone.
- Corrective Action:
Repair/replace faulty valve actuator.

AI Fault Detection for Pneumatics



1

*Wireless Pneumatic Thermostat
collects extensive sensor and
operational data on zone
temperatures, setpoints, occupancy
modes, air pressure etc.*

Time	NodeID	Node Name	Node Type	Setpoint	Zone Temp	Branch Pt	Battery Level	Occupancy	Hop-1	Hop-2	Hop-3	Hop-4	Hop-5	Hop-6	RSSI-1	RSSI-2	RSSI-3	RSSI-4	RSSI-5	RSSI-6
11/27/2015 0:04	101	Barnes Co Conv	62	69.8	18.95 OK	Occupied	15	14	13	12	11	1	5.38	5.21	3	2.5	3	4		
11/27/2015 0:19	101	Barnes Co Conv	62	69.8	18.68 OK	Occupied	15	14	13	12	11	1	5.42	5.21	3	1.86	3.33	3.67		
11/27/2015 0:34	101	Barnes Co Conv	62	69.8	18.42 OK	Occupied	15	14	13	12	11	1	5.42	5.21	3	2.5	3	4		
11/27/2015 0:49	101	Barnes Co Conv	62	69.8	18.68 OK	Occupied	15	14	13	12	11	1	5.42	5.25	3	2.5	3.33	3.67		
11/27/2015 1:04	101	Barnes Co Conv	62	69.8	18.68 OK	Occupied	15	14	13	12	11	1	5.42	5.21	3	2	3.33	3.67		
11/27/2015 1:19	101	Barnes Co Conv	62	69.58	18.68 OK	Occupied	15	14	13	12	11	1	5.42	5.21	3	2.5	3.33	3.67		
11/27/2015 1:34	101	Barnes Co Conv	62	69.58	18.68 OK	Occupied	15	14	13	12	11	1	5.42	5.21	3	2.5	3.33	4		
11/27/2015 1:49	101	Barnes Co Conv	62	69.58	18.68 OK	Occupied	15	14	13	12	11	1	5.42	5.21	3	2	3	3.67		
11/27/2015 2:04	101	Barnes Co Conv	62	69.58	18.68 OK	Occupied	15	14	13	12	11	1	5.42	5.21	2	1.86	3	3.67		
11/27/2015 2:19	101	Barnes Co Conv	62	69.58	18.68 OK	Occupied	15	14	13	12	11	1	5.42	5.25	2.5	2	3	4		
11/27/2015 2:34	101	Barnes Co Conv	62	69.58	18.68 OK	Occupied	15	14	13	12	11	1	5.42	5.21	3	2.5	3	3.67		
11/27/2015 2:49	101	Barnes Co Conv	62	69.58	18.68 OK	Occupied	15	14	13	12	11	1	5.38	5.21	2.5	2	3.33	4		
11/27/2015 3:04	101	Barnes Co Conv	62	69.58	18.16 OK	Occupied	15	14	13	12	11	1	5.42	5.21	2.5	2.5	3.33	3.67		
11/27/2015 3:19	101	Barnes Co Conv	62	69.58	18.68 OK	Occupied	15	14	13	12	11	1	5.42	5.21	3	2.5	3	3.67		
11/27/2015 3:34	101	Barnes Co Conv	62	69.58	18.68 OK	Occupied	15	14	13	12	11	1	5.42	5.21	3	2	3	3.67		
11/27/2015 3:49	101	Barnes Co Conv	62	69.58	18.68 OK	Occupied	15	14	13	12	11	1	5.42	5.21	3.33	2.5	3	3.67		
11/27/2015 4:04	101	Barnes Co Conv	62	69.58	18.42 OK	Occupied	15	14	13	12	11	1	5.42	5.21	3.87	2.5	3.33	4		
11/27/2015 4:19	101	Barnes Co Conv	70	69.8	4.21 OK	Occupied	15	14	13	12	11	1	5.42	5.21	2.5	2	3	3.67		
11/27/2015 4:34	101	Barnes Co Conv	70	70.03	3.95 OK	Occupied	15	14	13	12	11	1	5.42	5.25	3	1.86	3	3.67		
11/27/2015 4:49	101	Barnes Co Conv	70	70.7	5 OK	Occupied	15	14	13	12	11	1	5.42	5.21	2.5	2	3.33	3.67		
11/27/2015 5:04	101	Barnes Co Conv	70	70.7	5.51 OK	Occupied	15	14	13	12	11	1	5.42	5.21	3	2	3	4		
11/27/2015 5:19	101	Barnes Co Conv	70	70.93	5.79 OK	Occupied	15	14	13	12	11	1	5.42	5.21	2.5	2	2.5	3.67		
11/27/2015 5:34	101	Barnes Co Conv	70	71.15	6.32 OK	Occupied	15	14	13	12	11	1	5.42	5.25	2.5	1.86	3	4		
11/27/2015 5:49	101	Barnes Co Conv	70	71.15	6.18 OK	Occupied	15	14	13	12	11	1	5.42	5.21	3	2	3	4		
11/27/2015 6:04	101	Barnes Co Conv	70	71.38	6.58 OK	Occupied	15	14	13	12	11	1	5.42	5.21	2.5	2	3	4		
11/27/2015 6:19	101	Barnes Co Conv	70	71.38	6.84 OK	Occupied	15	14	13	12	11	1	5.42	5.21	3	2.5	3	3.67		
11/27/2015 6:34	101	Barnes Co Conv	70	71.6	6.84 OK	Occupied	15	14	13	12	11	1	5.42	5.21	2.5	2	3	3.67		
11/27/2015 6:49	101	Barnes Co Conv	70	71.6	7.11 OK	Occupied	15	14	13	12	11	1	5.42	5.21	3	2	3.33	3.67		
11/27/2015 7:04	101	Barnes Co Conv	70	71.6	7.11 OK	Occupied	15	14	13	12	11	1	5.42	5.21	2.5	2	3	3.67		
11/27/2015 7:19	101	Barnes Co Conv	70	71.6	7.11 OK	Occupied	15	14	13	12	11	1	5.42	5.21	2.5	2	3	4		
11/27/2015 7:34	101	Barnes Co Conv	70	71.83	7.37 OK	Occupied	15	14	13	12	11	1	5.42	5.21	2.5	2	3.33	3.67		
11/27/2015 7:49	101	Barnes Co Conv	70	71.83	7.37 OK	Occupied	15	14	13	12	11	1	5.42	5.21	2.5	1.71	2.5	4		
11/27/2015 8:04	101	Barnes Co Conv	70	72.05	7.63 OK	Occupied	15	14	13	12	11	1	5.42	5.21	2.5	2.5	3.33	3.67		
11/27/2015 8:19	101	Barnes Co Conv	70	72.05	7.89 OK	Occupied	15	14	13	12	11	1	5.42	5.21	2.5	2	3	3.67		
11/27/2015 8:34	101	Barnes Co Conv	70	72.05	7.89 OK	Occupied	15	14	13	12	11	1	5.38	5.21	3	2	3.33	3.67		
11/27/2015 8:49	101	Barnes Co Conv	70	71.83	8.42 OK	Occupied	15	14	13	12	11	1	5.42	5.21	3	2	3.33	3.67		
11/27/2015 9:04	101	Barnes Co Conv	70	71.6	8.68 OK	Occupied	15	14	13	12	11	1	5.42	5.21	3	2	3	3.67		



Adjust Setpoint(s) to More "Reasonable" Temperature

NodeID	Description	Recommended Action
118	O'Brien Rm 25	Cool Above Setpoint is too low (63F). Try adjusting.
119	O'Brien Rm 27	Cool Above Setpoint is too low (63F). Try adjusting.

Check for Oil in Pneumatic Lines

NodeID	Description	Recommended Action
113	O'Brien Rm 23	May need to clean system, install new filter/dryers, replace WPT.

Actuators May be Stuck

NodeID	Description	Recommended Action
118	O'Brien Rm 25	Check Heating Actuator - may be stuck open
117	O'Brien Rm 30	Check Heating Actuator - may be stuck open

Check Thermostat Calibration

NodeID	Description	Recommended Action
116	O'Brien Rm 28	Check thermostat calibration - 4.1 deg F offset

2

*Advanced patented analytics
software perform fault detection
diagnostics and produces easy to
read actionable report.*

See the big picture and drill down on problems

Zones not able to maintain setpoint

Cooling setpoints too low

Heating valve may be stuck open

Worst performing Zones sorted at top

Node	Type of WPT	WPT Action	Sample Rate (min)	Maintain Setpoint? (ABS DeltaT)	Heating Setpoint Suspect? (deg F)	Cooling Setpoint Suspect? (deg F)	WPT Calibrated? (psi error)	Main Pressure OK? (psi)	Oil in Line? (sticking psi)	Heating Actuator Stuck Open/Uncal?	Cooling Actuator Stuck Open/Uncal?	Insufficient Heating Capacity?	Insufficient Cooling Capacity?	Low Batt?	Wire-less Missed Comm?
0118	1.0	Direct	0.0	7.9	65	65	1.7	14.2	1.8	TRUE	FALSE	FALSE	FALSE	OK	1.9%
0119	1.0	Direct	0.0	6.9	63	63	2.5	14.0	0.0	FALSE	FALSE	FALSE	FALSE	OK	0.5%
0113	1.0	Direct	0.0	4.3	68	72	0.9	15.3	4.0	FALSE	FALSE	FALSE	FALSE	OK	5.1%
0117	1.0	Direct	0.1	4.1	68	70	1.2	15.3	2.5	TRUE	FALSE	FALSE	FALSE	OK	0.5%
0116	1.0	Direct	0.0	3.9	70	74	4.1	15.3	1.8	FALSE	FALSE	FALSE	FALSE	OK	0.7%
011A	1.0	Reverse	0.0	0.5	71	71	1.4	11.3	0.0	FALSE	FALSE	FALSE	FALSE	OK	1.1%

Check thermostat calibration

Check for oil or water in pneumatic line



Reduced Hot/Cold Calls – 345 California St, San Francisco

- 17,000 sq-ft Class A Office Space, 31st Floor
- 48 Story Hi-Rise, managed by Cushman & Wakefield
- San Francisco Financial District
- Tenant: Private Equity Firm



Pre-WPT Installation Mar - Nov

W.O #	DATE	TENANT	FLOOR	OFFICE #	REQUEST	TEMP.	WORK PERFORMED	BY	#
148516	9-Mar-09		31	3115	COLD		FOUND STAT PUTTING OUT 1#	JIM	1
150125	6-Apr-09		31	LARGE CONF.	PRE COOL		PUT STAT INTO COOLING FORMITNG.	TIM	2
150195	8-Apr-09		31	CONF ROOM	COLD		CAL. T-STAT AND SET TO 70-74	PAUL	3
150500	15-Apr-09		31	3146	COLD	70	OFFICE TEMP. WAS 70	PAUL	4
151016	27-Apr-09		31	3155	COLD	71	TEMP WAS 71	FRAZER	5
153307	15-Jun-09		31	CONF ROOM	HOT	73	AMBIENT 73 LOWERED STAT TO 65/70	PAUL	6
153976	26-Jun-09		31	EAST CORNER	COLD	73	RM TEMP 73 RAISED STAT TO 74	JIM	7
153991	26-Jun-09		31	PINE SIDE	COLD	73	AREA TEMP. 73, RAISED STAT TO 74	JIM	8
N/A	6-Jul-09		31	3156	COLD	71	OFFICE TEMP. WAS 71	PAUL	9
154347	7-Jul-09		31	S. ADMIN	COLD	72	AREA TEMP WAS 72	C.W/PF	10
155020	22-Jul-09		31	3115	COLD	71	AREA TEMP AT 71 F, T-STAT AT 75 F	ART	11
155582	5-Aug-09		31	3134-A	COLD	73	AREA TEMP WAS 73.	CRAIG	12
155597	5-Aug-09		31	N CONFIRM.	COLD		T-STAT SET TO 65-69, RESET TO 70-73	ARTURO	13
155597	5-Aug-09		31	NORTH CONFIRM	COLD	68	TEMP. WAS 68 RESET TO 70-73	ART	14
155808	12-Aug-09		31	3104	HOT		RE-SET STAT TO 71-74, FROM 70-74	CRAIG	15
157113	8-Sep-09		31	3127	HOT		CAL. STAT AND SET TO 71-74	CRAIG	16
157849	30-Sep-09		31	CAL. ST. SIDE	COLD		CAL. AND SET STAT TO 75	CRAIG	17
158278	6-Oct-09		31	3134A	COLD		REDUCED CFM, REDIRECTED AIR FLOW	C.W./S.T.	18
158192	7-Oct-09		31	3134A	COLD	74	TEMP IS 74 ADJUSTED TWO STATS IN AREA	ART	19
158563	16-Oct-09		31	EAST CORNER	HOT	73	SET STAT TO 73	GRAIG	20
159030	27-Oct-09		31	3152	HOT	71	OFFICE TEMP. WAS 71	PAUL	21
159095	29-Oct-09		31	EAST CORNER	COLD	72.5	AREA TEMP WAS 72.5	ARTURO	22
159113	29-Oct-09		31	3146	HOT		DECREASED SPT TO 71-74 FROM 71-75	ARTURO	23
159222	2-Nov-09		31	3146A	HOT		CHILLER STARTED AT 10:45	ARTURO	24
159222	2-Nov-09		31	3146A	WARM	73	AREA TEMP WAS 73. MADENO ADJ.	ARTURO	25
159240	2-Nov-09		31	WEST ADMIN	WARM	71.5	AREA TEMP WAS 71.5 MADE NO ADJ.	PAUL	26
159321	3-Nov-09		31	3143/3140	WARM	72.5	AREA TEMP. WAS 72.5 MADE NO ADJ.	PAUL	27
159321	13-Nov-09		31	N CONFIRM.	COLD	69	INCREASED SPT TO 71-74, FROM 69-73	ARTURO	28
159321	17-Nov-09		31	N CONFIRM.	COLD	69	CAL. AND SET STAT TO 71-74	CRAIG	29

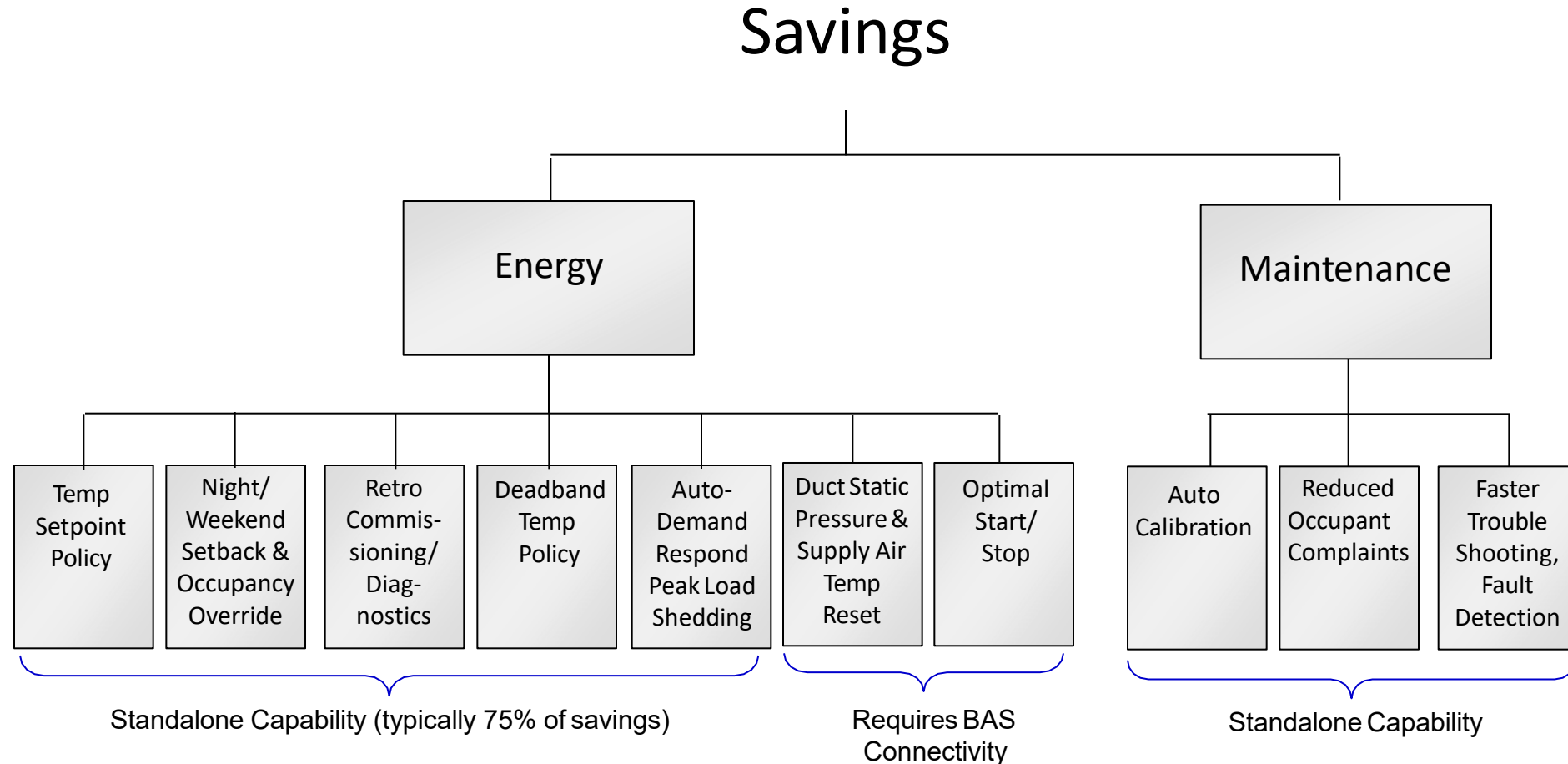
Post-WPT Installation Mar – Nov

W.O #	DATE	TENANT	FLOOR	OFFICE #	REQUEST	TEMP.	WORK PERFORMED	BY	#
164055	1-Mar-10		31	3155	COLD	69	NEW W.P.T. WAS SET AT 71, SET TO 74	PAUL	1
164473	5-Mar-10		31	3113	COLD	71	FOUND COAT HANGING OVERT-STAT	PHIL	2
164916	12-Mar-10		31	3134A	COLD	72	SUPPLY AIR AT 68F STAT SET @ 72, RAISED TO 73	ART	3
165486	25-Mar-10		31	3120A & B	COLD	72	RAISED SPT. TO 73	CRAIG	4
166825	27-Apr-10		31	3120A & B	COLD	72	WPT WAS SET TO 73, RAISED TO 74	PAUL	5
166853	27-Apr-10		31	3121	HOT	77	UNABLE TO CALIBRATE WPT WILL FOLLOW-UP	PHIL	6
166994	3-May-10		31	3121	HOT	76	FOLLOW-UP TO REPLACEMENT OF WPT BY	CRAIG	7
169919	28-Jun-10		31	3155	COLD	70	RESET STAT TO 72	CRAIG	8
174033	27-Sep-10		31	PINE SIDE	HOT	80	CALIBRATED (3X) STATS AND SET AT 70 F.	CRAIG	9
176108	17-Nov-10		31	3155	COLD	70	STAT WAS SET @ 71 RAISED TO 73	PAUL	10

- ✓ 66% reduction in hot/cold calls
- ✓ 25 avoided calls/year
- ✓ 7-10¢/sq-ft/year savings



Enable Energy Savings Strategies – 20-30% reduction



*Same Benefits as Direct Digital Control –
but at a Fraction of the Price and Disruption*

Case Study: **Conemaugh Memorial Medical Center**

*Duke LifePoint Healthcare System
April 2025*

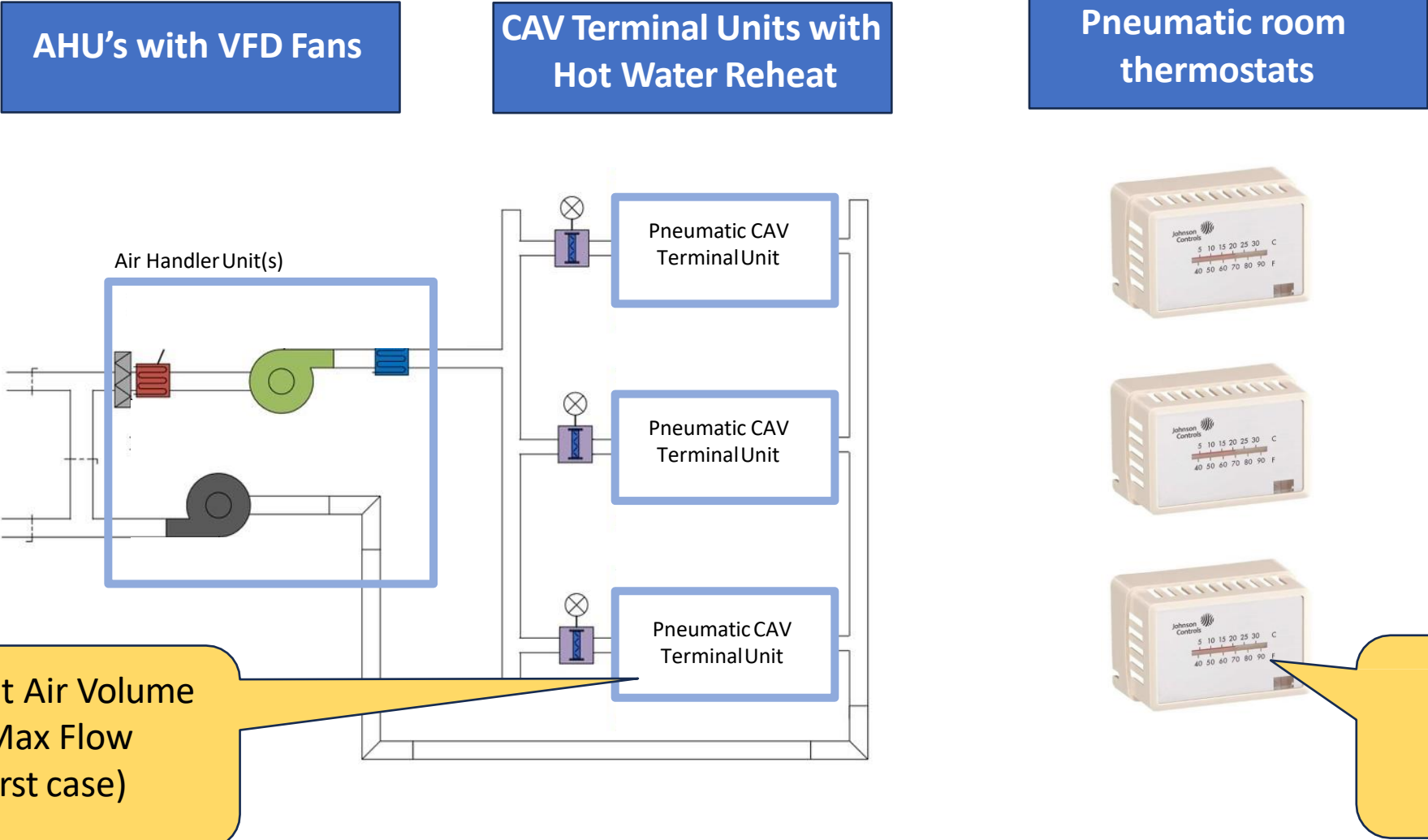


Conemaugh Memorial Medical Center - Overview

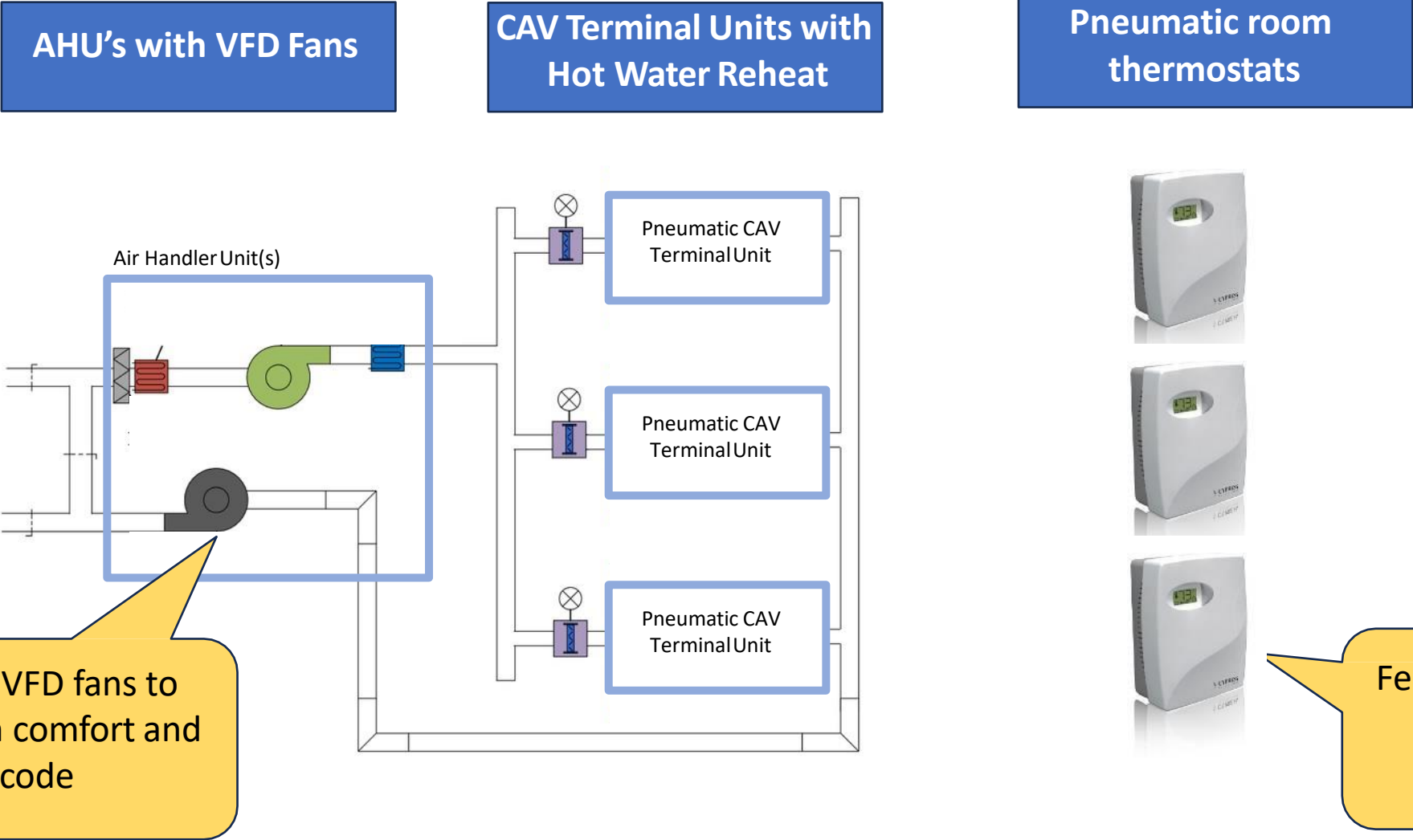
Facility Type	540 bed hospital, Level 1 trauma center
Location:	Johnstown, PA
Building:	Multiple Connected Buildings Built From 1962-2021
Total Hospital Area:	855,000 Sq-ft
Project Areas:	93,200 Sq-ft (patient wings and vascular support)
New Wireless Thermostats	156 Total: Patient wing, P Building - 128 stats Vascular support, M Building - 28 stats
Terminal Unit Type:	Pneumatic Constant Air Volume w/hot water reheat
AHU's	7 AHU's with VFD Fans
Central Plant:	Electric Chiller, Gas Boiler
BAS:	JCI Metasys
Utility:	Penelac

Energy Source:	Consumption
Electricity HVAC:	25,455,000 kWh per year \$0.085 Per kWh \$2,189,000 Total per year
Gas HVAC:	185,300 MMBTU \$5.175 Per MMBTU \$ 960,000 Total per year
TOTAL HVAC Energy Use:	\$ 3,149,000 \$ 3.68 / Sq-ft

Multi-zone HVAC System - Before Upgrade



Multi-zone HVAC System - After Upgrade



Resulting Energy Savings - P Building (128 Rooms)

CFM Airflow Control Sequence:

- Reduce airflow when max cooling/heating not needed
- Maintain FGI minimum four air exchanges/hour
- Average 200 CFM reduction per room

Equipment	Savings per room per year		
Fan & Cooling	Elec.	2,530 kWh	\$202
Reheat	Gas	17.00 MMBTU	\$87
Total			\$289

Number of Rooms	128
Total Annual Savings for Building P	\$36,992

Project Payback Period: 2.9 yr with Utility Rebates

Project Cost and Payback (P Building)

Est. cost per installed thermostat	\$1,100
Number of thermostats	128
Utility Rebate (for Electricity)	\$32,385
TOTAL COST WITH REBATE	\$108,415

Energy Savings (Gas and Electric)	\$36,990
Payback Period without Rebate	3.8 Yrs
Payback Period with Rebate	2.9 Yrs

WPT Retrofit: 1/3 Cost of DDC, 3x Faster Payback

Comparison WPT vs. Conventional DDC Retrofit per Room

Est. cost per installed thermostat	\$1,100	\$3,200
Number of thermostats	128	128
TOTAL COST WITHOUT REBATE	\$140,800	\$409,600

Energy Savings (Gas and Electric)	\$36,990	\$36,990
Payback Period without Rebate	3.8 Yrs	11.1 Yrs

LifePoint Health - WPT Installations

• Sovah Danville Regional Medical Center, Danville VA	80 WPT's – Completed
• Lake Cumberland Regional Medical Center, Somerset KY	90 WPT's - Completed
• Clinch Valley Medical Center, Richlands VA	83 WPT's - In Progress
• Southern Tennessee Winchester, Winchester, TN	40 WPT's – In Progress
• Starr Athens Regional Medical Center, Athens, TN	60 WPT's – In Progress
• Sumner Regional Medical Center, Gallatin, TN	50 WPT's – In Progress
• Additional Locations Planned	Later 2025 and 2026

Summary – Non-Invasive Pneumatic Upgrade

Less cost and effort

- Upgrade from pneumatic to DDC thermostats in less than 15 minutes
- Less than 50% of the cost of conventional DDC
- No disruption to patients/occupants

Quantifiable Benefits

- Occupant comfort
- Reduced Maintenance
- Energy Savings
- Typically under 3 year payback

Additional Non-Invasive Retrofit Solutions

Wireless Steam Trap Monitor



CYPRESS ENVIROSYSTEMS WIRELESS STEAM TRAP MONITOR

- Necessary part of the steam distribution system, usually hundreds of units per site
- 15-20% average failure rate; leaks steam
- Failed traps lose \$5,000 per year (1/8" orifice)
- Manual inspection typically done annually – labor intensive, do not catch problems in timely manner
- Solution: Wireless steam trap monitor detects faults and alarms on error, avoiding expensive leak loss
- Non-invasive installation: no breaking seals, wireless, integrates with BMS
- Battery life of 3+ years at typical sample rates
- IP65/NEMA 4 rated for outdoor use
- One year payback on investment



Leaking Traps Waste Energy



Typical Steam Trap

Wireless Gauge Reader



- “Electronic Eyeball” reads gauges and transmits readings wirelessly
- Non-invasive, clamp-on to existing gauges in minutes
- No downtime, no leak check, no wiring, no drawings
- Battery life of 3+ years at 15 minute sample rate
- IP56/NEMA 4 rated for outdoor use
- Various size and types of mounting adapters to fit most existing gauges
- Reads dial gauges, hour meters, LED/LCD displays

Thank you!

Q&A

Harry Sim
Cypress Envirosystems
Phone: (408) 307-0922
Email: harry.sim@CypressEnvirosystems.com